

TECHNICAL DATASHEET

LPD Rupture Discs Simple Solution for Low Pressure Protection

DESCRIPTION

DonadonSDD offers LPD rupture discs that are designed to protect industrial plants from ultra low-pressure variations that can cause severe damage. The LPD rupture discs are consisting of 3 or more components parts that form a single unit disc that can be installed or directly between flanges or in holders (depending on specific application); are provided with knife-blade that brakes the PTFE layer upon contact.

Keyfeatures & technical benefits

High Certification Standards:

Our LPD rupture discs are certified to meet the highest international standards, including ATEX EX II 2 GD (CE STAMP), PER 2016 UK Statutory Instruments 2016 No 1105 (UKCA STAMP), and CU TR 032 (EAC STAMP).

Technique:

Composed of a slotted, perforated metal part, a seal membrane (usually in PTFE), a protection section, and a calibration ring with blades to improve membrane rupture

Applications:

Designed for applications that require extremely low-pressure protection (positive or negative). Ideal for protecting processing and storage tanks, atmospheric vessels, and silos with low design pressures against implosion or rupture.

Features:

Can be customised to meet a broad range of non-standard specifications and applications

Vacuum Resistance:

Specific support for vacuum and back-pressure protection are available on request.

Double way disc option:

Protects against vacuum and pressure simultaneously (even with two different set pressures).





Why Choose DonadonSDD LPD Rupture Discs?

- Our LPD rupture discs are certified to meet the highest international safety standards, providing reliable protection for your industrial plant.
- The discs are ideal for protecting processing and storage tanks, atmospheric vessels, and silos with low design pressures, preventing implosion or rupture.
- The discs can be customized to meet a broad range of non-standard specifications and applications.

TECHNICAL DATA

MATERIALS	Stainless steel, Alloy 201, Alloy 400, Alloy 600, Alloy 625, Alloy C276, Titanium
SEAL MEMBRANE	Available in PTFE or PFA
DIMENSIONS	From DN50 (2 inches) to DN300 (12 inches)
RUPTURE PRESSURE	0.005 - 0,5 bar g (Depending on size and material)
TOLERANCE	from +/- 20 % to +/- 40%
OPERATING TEMPERATURE	max 260°C (membrane in PTFE or PFA)
FRAGMENTATION	No (membrane only)
USE IN COMBINATION WITH PSV	Suitable
OPERATING MARGIN	Can reach up to 60% depending on service conditions.
RESISTANCE TO VACUUM PRESSURE	Yes, Vacuum Support Required
DOUBLE WAY DISC OPTION	Available, even with two different set pressures
CORROSION RESISTANCE	Very Good
LININGS	Available in PTFE and PFA
INSTALLATION	Directly between flanges or suitable for HIA , HIP , HIF holders
RUPTURE SENSOR	Inductive , Optical

Performance Attributes

<p>Operation Ratio</p>  <p>up to 60%</p>	<p>Non Fragmenting</p>  <p>yes (membrane only)</p>	<p>Vacuum Resistant</p>  <p>yes, Vacuum Support Required</p>	<p>Sanitary</p>  <p>no</p>
---	---	--	---

Process Media

<p>Liquid</p>  <p>yes</p>	<p>Vapor/Gas</p>  <p>yes</p>
--	---

CERTIFICATIONS

